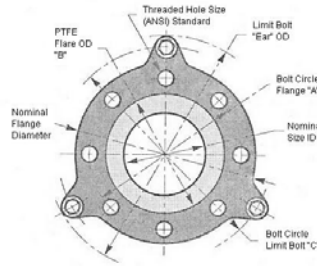
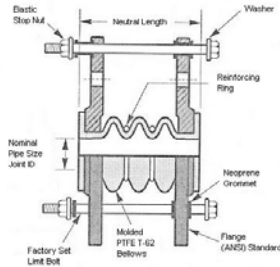


# PTFE EXPANSION JOINTS



**SIZES ■ MOVEMENTS ■ SPRING RATES ■ TEMPERATURES ■ FLANGE STANDARDS ■ VACUUM ■ WEIGHTS**

Nominal ID	Movement <sup>1</sup> based on 3 conv design (IN)			Spring Rate <sup>2</sup> (LBS/IN)				Expansion Joint Flange Drilling								Pressure At Temperature (PSIG) @ °F								Vacuum Rating <sup>3</sup> Hg @ Temp.	Weight / LBS		
	Neutral Length (in)	± Axial	Lateral	Angular Deflection	Compression	Extension	Lateral	Thrust Factor	# Holes	Threaded Hole Size	Bolt Circle Flange 'A'	PTFE Flare OD 'B'	Flange Thickness	Nominal Flange OD	Limit Bolt Diameter	Bolt Circle Limit Bolt 'C'	Limit Bolt 'Ear' OD	70°	100°	150°	200°	250°	300°			350°	400°
																		29.9° @ 400°F	CF	29.9° @ 400°F	29.9° @ 400°F	29.9° @ 400°F	29.9° @ 400°F			29.9° @ 400°F	29.9° @ 400°F
1.00	1.750	0.500	.250	14	190	82	96	2.81	4	1/2-13	3.125	2.000	.313	4.250	.250	5.125	6.000	138	126	107	90	115	64	53	45	29.9° @ 400°F	2
1.25	1.810	0.500	.250	14	40	120	314	2.25	4	1/2-13	3.500	2.520	.394	4.630	.250	5.196	6.850	128	120	96	85	72	56	42	36	CF	5
1.50	2.000	0.500	.250	14	84	66	108	5.09	4	1/2-13	3.875	2.875	.344	5.000	.250	5.875	6.750	138	126	107	90	115	64	53	45	29.9° @ 400°F	4
2.00	2.750	0.750	.375	14	69	76	109	9.11	4	5/8-11	4.750	3.625	.438	6.000	.375	6.875	8.125	138	126	107	90	115	64	53	45	29.9° @ 400°F	8
2.50	3.188	0.750	.375	14	91	97	160	11.41	4	5/8-11	5.500	4.125	.500	7.000	.375	8.125	9.375	138	126	107	90	115	64	53	45	29.9° @ 400°F	11
3.00	3.625	1.000	.500	14	125	125	194	16.91	4	5/8-11	6.000	5.000	.500	7.500	.375	8.750	10.000	138	126	107	90	115	64	53	45	29.9° @ 400°F	13
4.00	3.625	1.000	.500	14	220	155	264	25.40	8	5/8-11	7.500	6.188	.625	9.000	.375	9.875	11.125	138	126	107	90	115	64	53	45	29.9° @ 400°F	19
5.00	4.000	1.000	.500	14	320	210	324	34.45	8	3/4-10	8.500	7.313	.750	10.000	.500	11.500	13.000	138	126	107	90	115	64	53	45	29.9° @ 300°F	25
6.00	4.000	1.125	.563	14	289	187	266	50.24	8	3/4-10	9.500	8.500	.750	11.000	.500	12.500	14.000	138	126	107	90	115	64	53	45	29.9° @ 300°F	30
8.00	6.000	1.125	.563	14	178	218	423	83.49	8	3/4-10	11.750	10.625	.938	13.500	.500	14.750	16.250	120	110	94	80	100	57	47	38	29.9° @ 125°F	48
10.00	7.000	1.188	.500	14	420	531	857	128.55	12	7/8-9	14.250	12.750	1.000	16.000	.500	17.500	19.000	82	70	64	52	46	39	34	30	19.0° @ 212°F	60
12.00	7.875	1.188	.625	14	743	542	857	144.72	12	7/8-9	17.000	15.000	1.000	19.000	.625	20.500	22.000	82	70	64	52	46	40	34	30	10.0° @ 212°F	77
14.00	8.500	1.250	.688	14	239	628	970	233.59	12	1-8	18.750	16.250	1.188	21.000	1.420	24.172	27.313	82	70	64	52	46	40	34	30	10.0° @ 212°F	132
16.00	9.188	1.375	.750	14	245	571	970	259.68	16	1-8	21.250	18.500	1.188	23.500	1.420	27.563	31.500	82	70	64	52	46	40	34	20	10.0° @ 212°F	165
18.00	11.063	1.188	.750	14	---	---	1085	321.90	16	1-1/8-8	22.750	21.000	1.188	25.000	1.420	29.000	32.906	60	58	48	42	36	30	28	26	9.0° @ 212°F	201
20.00	12.875	1.188	1.000	14	---	---	1142	374.57	20	1-1/8-8	25.000	23.000	1.188	27.500	1.420	31.500	35.438	60	58	48	42	36	30	28	26	6.0° @ 212°F	243
24.00	11.875	1.000	.750	14	---	---	---	538.36	20	1/1-4/7	29.500	27.250	1.344	32.000	1.420	35.906	39.844	60	58	48	42	36	30	28	26	4.0° @ 212°F	309

**Notes:**

1. Movements are non-concurrent and based from Neutral Length with Limit Bolts installed.
2. Spring Rate Capability is based on 1" of movement at zero pressure conditions.
3. Vacuum Rating is based from fully extended position.
4. CF = Consult Factory

**MATERIALS OF CONSTRUCTION**

Description	1" thru 12"	14" thru 24"
Bellows	PTFE T-62	PTFE T-62
Flanges	Ductile Iron	Zinc Plated Carbon Steel
Reinforcing Rings	Stainless Steel	Stainless Steel
Limit bolts	Carbon Steel	Carbon Steel
Nuts	Carbon Steel	Carbon steel
Grommets	Neoprene	Neoprene
Washers	Carbon Steel	Carbon Steel

Toll Free: 877-462-1007  
 Fax: 847-462-1450  
 24/7 Emergency Service: 847-337-9459

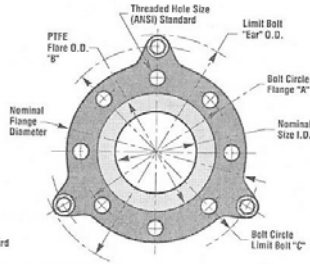
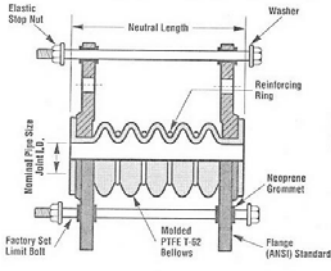
[www.duraflexinc.com](http://www.duraflexinc.com)



765 Industrial Drive  
 Cary, IL 60013

Em: [duraflex@duraflexinc.com](mailto:duraflex@duraflexinc.com)

## PTFE EXPANSION JOINTS



**SIZES ■ MOVEMENTS ■ SPRING RATES ■ TEMPERATURES ■ FLANGE STANDARDS ■ VACUUM ■ WEIGHTS**

Nominal ID	Neutral Length (in)		Movement <sup>1</sup> based on 5 conv design (IN)				Spring Rate <sup>2</sup> (LBS/IN)				Expansion Joint Flange Drilling							Pressure At Temperature (PSIG) @ °F								Vacuum Rating <sup>3</sup> Hg @ Temp.	Weight /LBS
	± Axial	Lateral	Angular Deflection	Compression	Extension	Lateral	Thrust Factor	# Holes	Threaded Hole Size	Bolt Circle Flange "A"	PTFE Flare OD "B"	Flange Thickness	Nominal Flange OD	Limit Bolt Diameter	Bolt Circle Limit Bolt "C"	Limit Bolt "Ear" OD	70°	100°	150°	200°	250°	300°	350°	400°			
																	Not Designed For Vacuum Service										
1.00	3.000	0.500	.500	20	30	44	22	2.81	4	1/2-13	3.125	2.000	.313	4.250	.250	5.125	6.000	72	61	46	40	34	29	27	24	2	
1.25	2.670	0.394	.470	20	36	114	171	2.25	4	1/2-13	3.500	2.520	.394	4.630	.250	5.196	6.850	62	56	42	36	30	26	22	22	5	
1.50	3.500	0.750	.500	20	75	83	46	5.09	4	1/2-13	3.875	2.875	.344	5.000	.250	5.875	6.750	72	61	46	40	34	29	27	24	5	
2.00	4.000	1.000	.500	20	60	47	50	9.11	4	5/8-11	4.750	3.625	.438	6.000	.375	6.875	8.125	72	61	46	40	34	29	27	24	9	
2.50	4.600	0.980	.510	20	116	319	285	10.08	4	5/8-11	5.500	4.125	.500	7.000	.375	8.125	9.375	62	56	42	36	30	26	22	22	11	
3.00	5.000	1.000	.500	20	55	60	170	16.91	4	5/8-11	6.000	5.000	.500	7.500	.375	8.750	10.000	72	61	46	40	34	29	27	24	14	
4.00	5.250	1.250	.625	20	72	60	80	25.40	8	5/8-11	7.500	6.188	.625	9.000	.375	9.875	11.125	72	61	46	40	34	29	27	24	20	
5.00	6.000	1.250	.625	20	140	388	400	32.33	8	3/4-10	8.500	7.313	.750	10.000	.500	11.500	13.000	62	56	42	36	30	26	22	22	26	
6.00	6.000	1.250	.625	20	190	130	195	50.24	8	3/4-10	9.500	8.500	.750	11.000	.500	12.500	14.000	72	61	46	40	34	29	27	24	31	
8.00	8.000	1.250	.625	20	304	388	457	76.07	8	3/4-10	11.750	10.625	.938	13.500	.500	14.750	16.250	48	42	34	30	26	22	22	22	49	
10.00	8.750	1.250	.625	20	458	388	457	128.55	12	7/8-9	14.250	12.750	1.000	16.000	.500	17.500	19.000	48	42	34	30	26	22	22	22	64	
12.00	9.000	1.375	.688	20	529	445	457	144.72	12	7/8-9	17.000	15.000	1.000	19.000	.625	20.500	22.000	48	42	34	30	26	22	22	22	88	
14.00	12.790	1.375	.688	20	203	371	514	233.59	12	1-8	18.750	16.250	1.188	21.000	1.420	24.172	27.313	48	42	34	30	26	22	22	22	143	
16.00	13.500	1.625	1.000	20	180	383	514	259.68	16	1-8	21.250	18.500	1.188	23.500	1.420	27.563	31.500	48	42	34	30	26	22	22	22	179	
20.00	20.470	1.625	1.000	20	185	371	571	374.57	20	1-1/8-8	25.000	23.000	1.188	27.500	1.420	31.500	35.438	48	42	34	30	26	22	22	22	243	

**Notes:**

- Movements are non-concurrent and based from Neutral Length with Limit Bolts installed.
- Spring Rate Capability is based on 1" of movement at zero pressure conditions.
- Not Designed for Vacuum Service.

**MATERIALS OF CONSTRUCTION**

Description	1" thru 12"	14" thru 24"
Bellows	PTFE T-62	PTFE T-62
Flanges	Ductile Iron	Zinc Plated Carbon Steel
Reinforcing Rings	Stainless Steel	Stainless Steel
Limit bolts	Carbon Steel	Carbon Steel
Nuts	Carbon Steel	Carbon steel
Grommets	Neoprene	Neoprene
Washers	Carbon Steel	Carbon Steel

Toll Free: 877-462-1007

Fax: 847-462-1450

24/7 Emergency Service: 847-337-9459

[www.duraflexinc.com](http://www.duraflexinc.com)



© Copyrights 2004-2009 Duraflex, Inc.™ All rights reserved.

765 Industrial Drive

Cary, IL 60013

Em: [duraflex@duraflexinc.com](mailto:duraflex@duraflexinc.com)